

40W Color Temperature Panel Light Driver (2.4GHz)

Model No.: PL2

Features

Adopt the widely used 2.4GHz wireless technology. Controlled by wireless remote controller, also with smartphone control and 4G long distance control (2.4GHz gateway is needed). One compatible remote control many controllers at the same time. Widely used on the controlling of hotel lighting and Office lighting.

- CCT, Brightness adjustable
- 4096 levels smooth dimming, Min brightness 0.1%
- One LED Driver can be paired with 12 remote (Control distance 30m)
- Auto-forwarding: Automatically forward the remote control signal to another LED Driver, making the remote control distance infinite
- Support do not disturb mode setting, Suitable for areas with frequent power outages to save electricity
- Supports "Tuya Smart" app control (2.4GHz gateway is needed)
- Support Alexa, Google Assistant, Yandex Alice (2.4GHz gateway is needed)



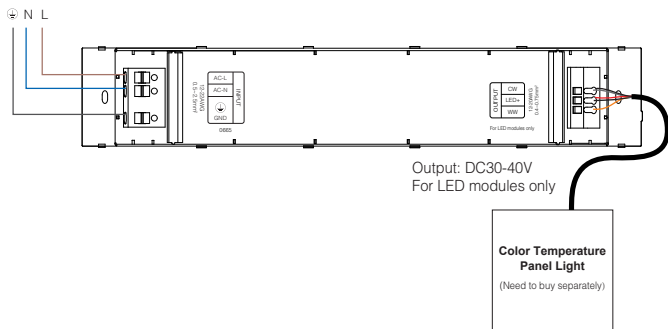
Parameters

Name: 40W Color Temperature Panel Light Driver	Dimming Grayscale:	4096 Levels
Model No.: PL2	Dimming Range:	0.1%-100%
Input Voltage: AC180~240V	Dimming Curve:	Logarithmic
Output Current: CW:1A WW:1A	EMC Standard (EMC):	ETSI EN 301 489-1 V2.2.3 ETSI EN 301 489-3 V2.1.1 ETSI EN 301 489-17 V3.1.1
Output Power: Max 40W	Safety Standard (LVD):	EN 61347-1: 2015+A1:2018 EN 61347-2-11: 2001+A1:2019
Output Type: Constant Current	Radio Equipment (RED):	ETSI EN 300 328 V2.2.2 (2019-07)
Control Signal: 2.4GHz RF	Certification:	CE, EMC, LVD, RED
Control Distance: 30m		
IP Rating: IP20		
Ta: 40 C Tc: 85 C		

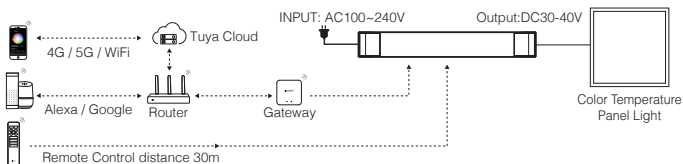


Connection Diagram

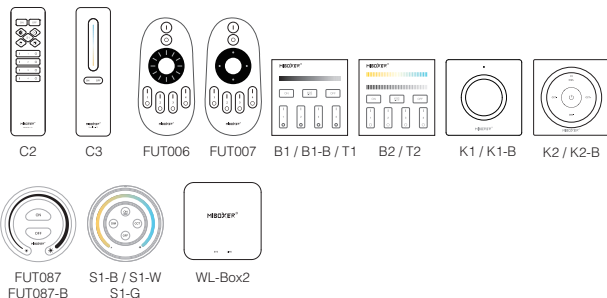
Input: AC180~240V



Application Diagram

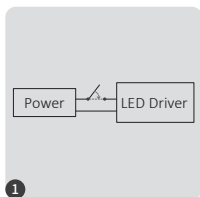


Compatible with these 2.4G RF remote controls (Purchased separately)

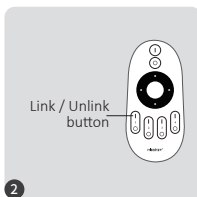


2.4G RF Remote control instruction

Linking Code Instructions



Power off 10 seconds and power on again.



Short press " | " button 3 times within 3 seconds.

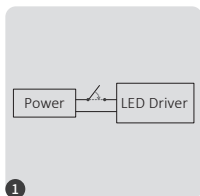


Lights blink 3 times slowly means linking is done successfully.

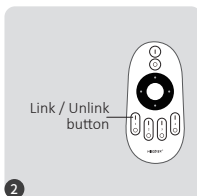


Linking failed if light is not blinking slowly, Please follow above steps again.
(Note: Light that have linked can't link again)

Unlinking Code Instructions



Power off 10 seconds and power on again.



Short press " | " button 5 times within 3 seconds.



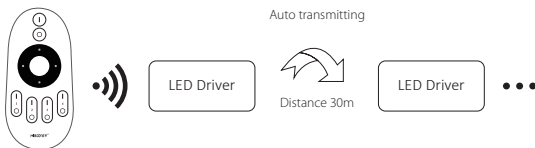
Lights blink 10 times quickly means unlinking is done successfully.



Unlinking failed if light is not blinking quickly, Please follow above steps again.
(Note: Light haven't linked that don't need to unlink)

Transmitting function instruction

One LED Driver can transmit the signals from the remote control to another LED Driver within 30m, as long as there is a LED Driver within 30m, the remote control distance can be limitless.



Attention: All "LED Driver" must be linked with one remote.

Turn Do Not Disturb mode on and off (ON by default)

Turn on "Do Not Disturb" (applicable to areas with frequent power outages to save energy)

Turn on Do Not Disturb mode:

Short press the "OFF" button 3 times within 3 seconds, and then short press the "ON" button 3 times. The light flashes 4 times to indicate success.

Note: When the lamp is powered on again after a power outage, its status (lights on or off) will remain the same as before the power outage.

Turn off Do Not Disturb mode:

Short press the "ON" button 3 times within 3 seconds, and then short press the "OFF" button 3 times. The light flashes 4 times slowly to indicate successful shutdown.

Note: When the lamp is powered on again after a power outage, its status will be on by default.

Notice

1. Please check whether the voltage of the power supply is in accordance with the light, and please check the connection of both the cathode and anode, otherwise the light will be broken.
2. Please don't connect wires with power on. Please turn on again only when it is in right connection and no short circuit.
3. Non-professional user cannot dismantle the lighting fixtures directly.
4. Please do not use the light in the place with widely range metal area or strong electromagnetic wave nearby, otherwise, the remote distance will be seriously affected.

Made in China



Dimmer can not use in humid area