

## 50W RGB+CCT Smart LED Garden Light (2.4GHz)

Model No.: FUTC12

### Product Feature

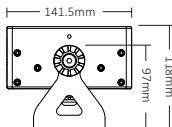
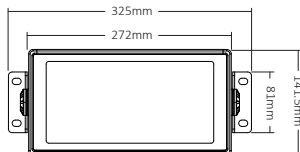
- 16 millions color
- Dim RGB/CCT/Brightness, CCT range 2700K-6500K
- 2.4G wireless transmission technology
- One light max work with 12pcs 2.4G RF remote ( control distance 30m)
- 18 dynamic mode with jumping and changing gradually ( only work with 2,4G RF remote)
- Auto-forwarding: Automatically forward the remote control signal to another master box, making the remote control distance infinite
- Have DND function, usually used in power failure area and save power
- Support TUYA SMART app control (2.4G gateway is needed)
- Support third party voice control like Alexa, Google assistant, Yandex Alice, Tmall Genie, Baidu and Xiaomi



### Product Parameter

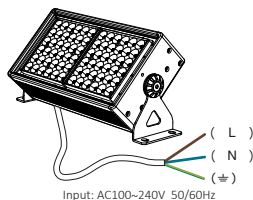
Product Name:	RGB+CCT Smart LED Garden Light	IP rate:	IP65
Model No.:	FUTC12	Working Temperature:	-10~40°C
Input voltage:	AC100~240V 50/60Hz	Illumination Distance:	> 20M
Power:	50W	Dimming Level:	4096
Power factor :	> 0.9	Dimming Range:	0.1-100%
CRI :	> 80	Dimming Curve:	logarithm
Color temperature:	2700~6500K	EMC Standard (EMC):	ETSI EN 301 489-1 V2.2.3 ETSI EN 301 489-3 V2.3.2
Luminous Flux:	4600LM	Security Standard (LVD)	EN 62560:2012+A1; 2015+A11:2019
Luminous efficiency:	92LM/W	Radio equipment (RED)	ETSI EN 300 440 V2.2.1
Beam Angle:	15°	Certification:	CE, EMC, LVD, RED
Protocol:	2.4GHz RF		
Control Distance:	30M		

### Dimension



## Installation Tips

Please read instruction before installing it, you can contact with our service center if there is any technical issue



For floodlights, waterproof connector required  
(Purchased separately)

Lighting source can not be replaced, please buy new light if the light is over lifetime

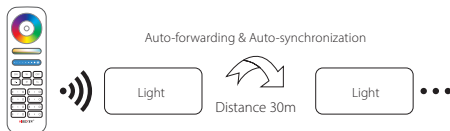
## Auto-forwarding & Auto-synchronization

### Remote control signal auto-forwarding

The remote control signal received by the host will be forwarded to another host within 30m, making the control distance infinite.

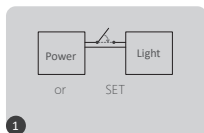
### Dynamic mode auto-synchronization

In the same dynamic mode, the lamps will be automatically synchronized so that the dynamic effects are always consistent.



# Link/Unlink

**Link** Light must link with remote before using it



1 turn off light 10 seconds and turn on again



2 short press " | " 3 times within 3 seconds

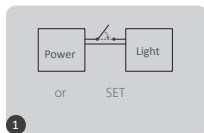


3 link is done once light flashes 3 times slowly



Link is failed if light doesn't flash, please repeat above steps  
(Attention: can not link again if remote already finished linking)

**Unlink:**



1 turn off light 10 seconds and turn on again



2 short press " | " 5 times within 3 seconds



3 link is done once light flashes 10 times quickly



Unlink is failed if light doesn't flash, please repeat above steps  
(Attention: no need to unlink if the light never be linked)

## Compatible Remote ( purchase separately)



B8



B0



B3 / B3-B / T3



B4 / B4-B / T4



S2-B / S2-W  
S2-G



S2W+



S1W+



FUT100



FUT089  
FUT089-B



C5



FUT092  
FUT092-B



FUT088



FUT096  
FUT096-B



WL-Box1



FUTD01

## Dynamic mode table selection

**Select dynamic mode table 1:** While the light is in static mode, short press “**S+**” button 5 times quickly until blue light flashes 3 times slowly.

**Select dynamic mode table 2:** While the light is in static mode, short press “**S-**” button 5 times quickly until yellow light flashes 3 times slowly.

### Dynamic mode table 1 (default)

Number	Dynamic Mode	Brightness / Saturation / Speed
1	Mardi Gras	Adjustable
2	Automatic color change	
3	Sam	
4	Gemstone	
5	Twilight	
6	American	
7	Fat Tuesday	
8	Party	
9	Slow Color Splash	

### Dynamic mode table 2 (need to switch manually)

Number	Dynamic Mode	Brightness / Saturation / Speed
1	Colors gradual change	Adjustable
2	White light Gradual change	
3	RGB gradual change	
4	Seven colors jump to change	
5	Jump to change randomly	
6	Red light gradual change +Flash 3 times	
7	Green light gradual change +Flash 3 times	
8	Blue light gradual change +Flash 3 times	
9	White light gradual change +Flash 3 times	

## DND mode ON/OFF ( factory default is ON)

### Turn ON DND:

Short press "OFF" 3 times within 3 seconds and short press "ON" 3 times, DND mode is activated if the light flashes 4 times quickly

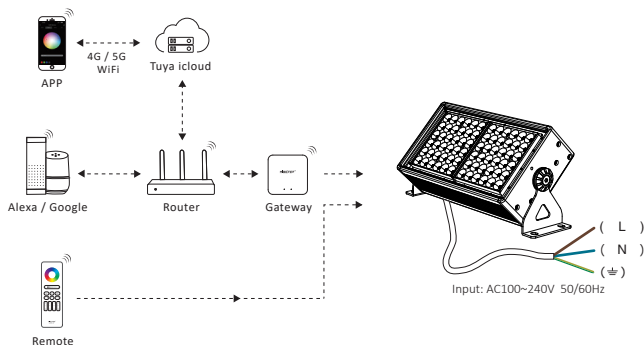
**Attention:** The status of light ( ON or OFF) is same as turn on or off mains

### Turn off DND

Short press "ON" 3 times within 3 seconds and short press "OFF" 3 times, DND mode is shut down if the light flashes 4 times slowly

**Attention:** The light is always ON if turn on or off mains

## Connection Diagram



## Attention

- 1.Please ensure that voltage, N and L are correct connection, it will damage the light with wrong wiring
- 2.Please turn off mains before wiring cable and ensure that connection don't have any problem like short circuit
- 3.Don't disassemble it if you are not expert
- 4.Don't use it near magnetic or metal area, it will affect signal and reduce distance.



Made in China