

1. Features

Product adopt the widely used 2.4GHz wireless technology with the features of low power consumption, long signal transmitting and strong anti-interference, etc. This product has auto-transmitting and auto-synchronizing function. Widely used on the controlling of hotel lighting and home lighting.

RGB LED Light



16 Millions of colors to choose



Mix Red, Green and Blue light to adjust color temperature



Dim brightness / Saturation



2.4G RF wireless transmission technology



Support PUSH dimming



Remote control
Control distance 30m



Smartphone app control
(2.4GHz gateway is needed)



Support third party voice control
(2.4GHz gateway is needed)



Signal transmitting & Modes synchronization

RGBW LED Light



16 Millions of colors to choose



Dim brightness / Saturation / White mode



2.4G RF wireless transmission technology



Support PUSH dimming



Remote control
Control distance 30m



Smartphone app control
(2.4GHz gateway is needed)



Support third party voice control
(2.4GHz gateway is needed)



Signal transmitting & Modes synchronization

2. Dynamic mode table selection

Select dynamic mode table 1: The light is powered off for 10 seconds and then powered on. Within 3 seconds, press the "S+" button 5 times, the blue light blink 3 times slowly, indicating successfully.

Select dynamic mode table 2: The light is powered off for 10 seconds and then powered on. Within 3 seconds, press the "S-" button 5 times, and the yellow light blink 3 times slowly, indicating successfully.

Dynamic mode table 1 (default)

Number	Dynamic Mode	Brightness / Saturation / Speed
1	Mardi Gras	Adjustable
2	Automatic color change	
3	Sam	
4	Gemstone	
5	Twilight	
6	American	
7	Fat Tuesday	
8	Party	
9	Slow Color Splash	

Dynamic mode table 2 (need to switch manually)


Number	Dynamic Mode	Brightness / Saturation / Speed
1	Colors gradual change	Adjustable
2	White light Gradual change	
3	RGB gradual change	
4	Seven colors jump to change	
5	Jump to change randomly	
6	Red light gradual change +Flash 3 times	
7	Green light gradual change +Flash 3 times	
8	Blue light gradual change +Flash 3 times	
9	White light gradual change +Flash 3 times	

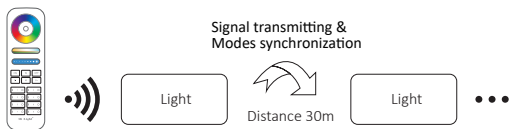
3. Signal transmitting

One light can transmit the signals from the remote control to another light within 30m, as long as there is a light within 30m, the remote control distance can be limitless.

4. Modes synchronization

Different lights can work synchronously when they are started at different times, light by the same remote, under same dynamic mode and within 30m distance.


 The same dynamic mode, the same speed can be synchronized.



5. Linking Code / Unlinking Code Instructions

Linking Code Instructions



 Linking failed if light is not blinking slowly, Please follow above steps again.
(Note: Light that have linked can't link again)

Unlinking Code Instructions



Unlinking failed if light is not blinking quickly, Please follow above steps again.
(Note: Light haven't linked that don't need to unlink)

6. PUSH dimming

Short press push switch:

- Turn on or turn off light.

Long press push switch:

- Stepless dimming brightness.
- Long press / release and long press again to increase or decrease brightness.

7. PWM high frequency / low frequency switching

Switch to high frequency (8KHz): on the condition of turning on the light

1. Short press the "OFF" button of the remote control once;
2. Short press the "ON" button 5 times within 3 seconds, the white light blink 2 times quickly, indicating successfully.

Switch to low frequency (500Hz): on the condition of turning off the light

1. Short press the "ON" button of the remote control once;
2. Short press the "OFF" button 5 times within 3 seconds, the white light blink 2 times slowly, indicating successfully.

8. Scan QR code to watch video instruction



Smartphone app control
(WL-Box1 video)

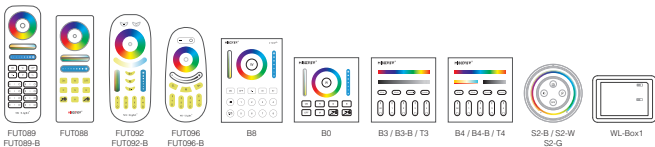


Third party voice control

9. Attention

1. Please check whether the voltage of the power supply is in accordance with the light, and please check the connection of both the cathode and anode, otherwise the light will be broken.
2. Please don't connect wires with power on. Please turn on again only when it is in right connection and no short circuit.
3. Non-professional user cannot dismantle the lighting fixtures directly.
4. Please do not use the light in the place with widely range metal area or strong electromagnetic wave nearby, otherwise, the remote distance will be seriously affected.

Compatible with these remote controls (Purchased separately)



Made in China



Light can not
use in humid area